

**Product Code:** AVSC18

**Information:** SC Range Wall Mounted Basin Mixer

**Construction** Brass Body CuZn40Pb2, EN CW617N (equivalent to BS CZ122)

**Finishes** Chrome plated to BS EN 248

**Product Type** Contemporary

**Water Pressure** Min. 0.2 bar, Max. 6.0 bar

**Plumbing Systems** Suitable for all plumbing systems

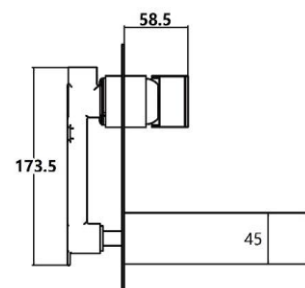
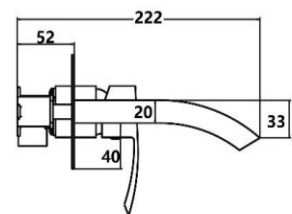
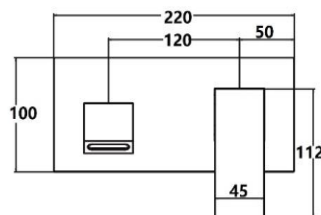
**Standards** Complies with BS5412, BS EN200

**Certification** Manufactured to comply with WRAS

**Cartridge** 35mm Ceramic Cartridge

**Fitting** G1/2" Female inlets

**Overall Dimensions:** H: 321 x D: 135 x W: 50



All Dimensions are in millimetres. The information contained on this page was correct at date of issue. Fitting dimensions are provided as a guide only. Some variation may occur due to manufacturing tolerances. We pursue a policy of continuing improvement in design and performance of our products and so reserve the right to change specifications without prior notice.